



# YOKOHAMA

NORDIC WINTER TYRE CATALOGUE 2022/2023

▶ PCR / SUV / LIGHT COMMERCIAL VEHICLES + ALL SEASON





# This is YOKOHAMA

**The Global Tyre Brand since 1917**

The YOKOHAMA Rubber Group is composed of the YOKOHAMA Rubber Co., Ltd. and 113 subsidiaries, and 35 affiliates around the world.

## Original Equipment

YOKOHAMA tyres have been adopted worldwide by car manufacturers with a global reputation and in a wide range of vehicle categories, being the Tyre supplier for premium cars.



## The BluEarth Concept

BluEarth. The product engineering philosophy, which focuses on the delivery of driving pleasure through YOKOHAMA Technology while aiming to reduce undesirable impact on the Environment and Society.



YOKOHAMA's Technology to deliver pure driving pleasure. Aiming to reduce undesirable impact on the environment and society.

## Winning in Red and Black

Under the colours red and black, YOKOHAMA's range of ADVAN Tyres can supply the tyres for World Championships and International top level Motorsport competitions.



## Truly Global & Environmental

Taking care of our planet is part of our overall philosophy. CDP awarded YOKOHAMA an A- for Climate Change in 2021, a demonstration of our leadership in environmental performance and transparency.



## YOKOHAMA Nordic Friction Tyres



IG53  
**iceGUARD**  
Studless *iG53*

For Passenger Cars



IG60 IG60A  
**iceGUARD**  
Studless *iG60*

For Passenger Cars



G075  
**iceGUARD**  
Studless *G075*

For SUVs and 4x4s

## YOKOHAMA Stud Tyres



IG65  
**iceGUARD**  
Stud *iG65*

For Passenger Cars and SUVs



IG55  
**iceGUARD**  
Stud *iG55*

For Passenger Cars and SUVs

## YOKOHAMA High Performance Winter Tyres



V906  
**BluEarth\*WINTER**  
*V906*

For Passenger Cars



V906 SUV  
**BluEarth\*WINTER**  
*V906 SUV*

For SUVs



V905  
**BluEarth\*WINTER**  
*V905*

For Passenger Cars and SUVs



V903  
**V903**

For Passenger Cars



WY01  
**WY01**

For Van and Light Commercial Vehicles



## Nordic Friction Tyre



IG53

### iceGUARD Studless iG53

**M+S** Depend on size

**max. 210 km/h**

Maximum speed  
210 km/h in case of H speed symbol  
190 km/h in case of T speed symbol  
(Speed symbol varies depending on size)

EU Label Range	
Fuel Efficiency Class	C-D
Wet Grip Class	E
External Rolling Noise Class and Measured Value (dB)	B 69-72
Series: 40% - 65%	Inches: 20-15

These values are for the full size range of this product. The special size range offered can vary from country to country. For detailed information on the sizes offered and the relevant parameters in your country, please refer to the table section.

Please see table section for available sizes.

#### Application: Passenger Cars

#### Benefits

- Resistance to wear
- Enhanced tyre contact with the ground for traction
- Directional Tread Design

#### Features

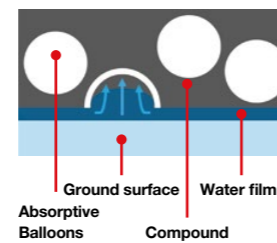
- Absorptive Compound
- 3-D Triple Sipes
- Low-Heat-Generating Under Tread

#### Directional Tread Pattern




- ① **Zig-Zag Shaped Main Grooves**  
Edge effect
- ② **Wide Centre Rib**  
Increases contact area
- ③ **Zig-Zag Shaped additional Grooves**  
Edge effect
- ④ **Micro Diagonal Grooves**  
Edge effect
- ⑤ **3-D Triple Sipes**  
Increases the contact area

#### Absorptive Tread Compound



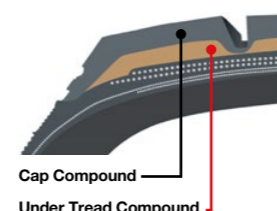
A layer of water above the winter road is the biggest contributor to loss of traction. YOKOHAMA's original compound Technology incorporates water absorbing compounds, aiming to enhance the tyre contact with the ground.

#### 3-D Triple Sipes



The surfaces of 3-D sipes avoid uneven deflection of blocks by supporting each other (maximised actual contact area).

#### Low-Heat Generating Under Tread



Tread compound consist of two layers of rubber, "Cap Compound" and "Under Tread Compound". The low-heat generating under tread compound increases stiffness.

## Ground Contact for Fast Reaction



IG60

IG60A

### iceGUARD Studless iG60

**M+S** Depend on size

**max. 160 km/h**

Maximum speed  
160 km/h in case of Q speed symbol  
(Speed symbol varies depending on size)

EU Label Range	
Fuel Efficiency Class	C-E
Wet Grip Class	D-E
External Rolling Noise Class and Measured Value (dB)	B 70-73
Series: 35% - 80%	Inches: 20-13

These values are for the full size range of this product. The special size range offered can vary from country to country. For detailed information on the sizes offered and the relevant parameters in your country, please refer to the table section.

Please see table section for available sizes.

#### Application: Passenger Cars

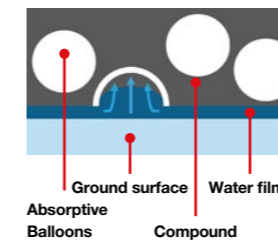
#### Benefits

- Enhanced tyre contact with the ground
- Tread Pattern Design aims to improve friction and snow evacuation

#### Features

- Absorptive Tread Compound
- An Asymmetric Tread Design
- Quattro 3-D Dimple Sipes
- Double Micro Grooves
- Low-Heat-Generating Under Tread

#### Absorptive Tread Compound



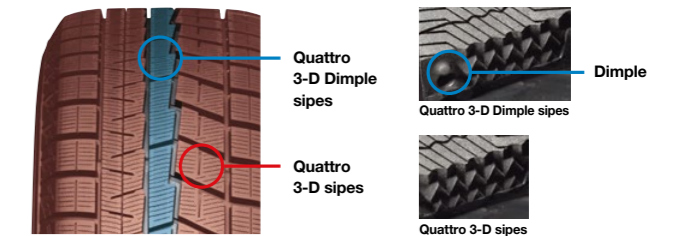
A layer of water above the winter road is the biggest contributor to loss of traction. YOKOHAMA's original compound Technology incorporates water absorbing compounds, aiming to enhance the tyre contact with the ground.

#### Tread Pattern Design



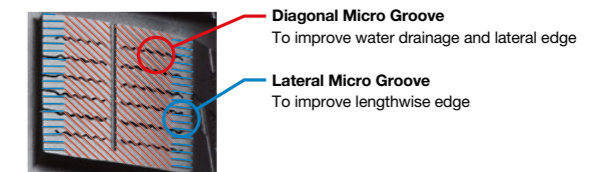
#### Sipe arrangements

The Surface of "Quattro 3-D Dimple sipes" aims to avoid uneven deflection of blocks by supporting each other. It delivers maximised actual contact area.



#### Double Micro Grooves

"Double Micro Grooves" to deliver winter performance even without a break-in-period.





## Tyre for your SUV



### iceGUARD Studless G075

M+S Depend on size

**max. 210 km/h**

Maximum speed  
210 km/h in case of H speed symbol  
160 km/h in case of Q speed symbol  
(Speed symbol varies depending on size)

EU Label Range	
Fuel Efficiency Class	D-E
Wet Grip Class	C-E
External Rolling Noise Class and Measured Value (dB)	A-B 71-74
Series: 30%-80%	Inches: 22-15

These values are for the full size range of this product. The special size range offered can vary from country to country. For detailed information on the sizes offered and the relevant parameters in your country, please refer to the table section.

G075

Please see table section for available sizes.

#### Application: Modern SUVs

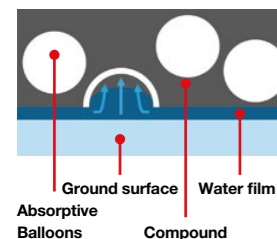
#### Benefits

- Increased contact area for winter roads
- Long-life grip

#### Features

- Absorptive tread compound
- Triple 3-D dimple sipes
- Low-heat-generating tread compound

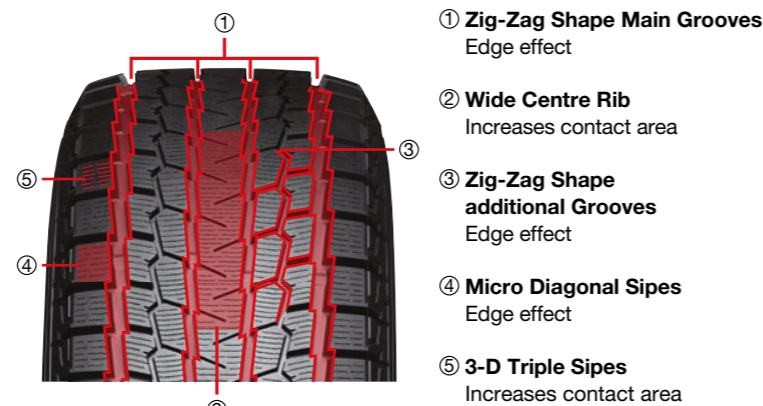
#### Absorptive Tread Compound



A layer of water above the winter road is the biggest contributor to loss of traction. YOKOHAMA's original compound Technology incorporates water absorbing compounds, aiming to enhance the tyre contact with the ground.

#### Tread Pattern Design

The tread pattern is aiming to increase the contact area and to maximise the edge effect.



## Premium Studded Tyre with Winter Grip



### iceGUARD Stud iG65

M+S **max. 190 km/h**

Maximum speed  
190 km/h in case of T speed symbol  
(Speed symbol varies depending on size)

Please see table section for available sizes.

iG65

**Application:** Performance cars, SUVs and middle sized cars

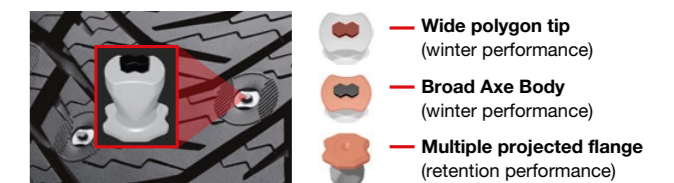
#### Benefits

- Tread Pattern balanced for winter conditions
- Designed for stud retention and winter braking performance

#### Features

- Original stud model
- Aggressive and directional tread pattern and fixed rotating direction

#### Original stud model



#### iG65 directional tread design



Regulation (EU) 2020/740 shall not apply to iG65 and iG55 Stud Tyres. The local regulations for the proper usage of Car Tyres may differ from country to country. Please make sure to check foreign regulations carefully, before going abroad.

## Winter Performance & Stud Retention



### iceGUARD Stud iG55

M+S **max. 190 km/h**

Maximum speed  
190 km/h in case of T speed symbol  
(Speed symbol varies depending on size)

Please see table section for available sizes.

iG55

**Application:** Performance cars, SUVs, Middle & Compact cars

#### Benefits

- Designed for winter braking performance and stud retention
- Water absorbing compound technology

#### Features

- Star-shaped stud chip & flange design
- Wide spread centre rib & wide slanting grooves
- Aggressive tread & unique shoulder design

#### Water absorptive compound

The original water absorbing compound technology, same as in the iceGUARD studless tyre, aims to improve the winter performance.

#### iG55 directional tread design





## Winter Traction

### BluEarth\*WINTER V906



Maximum speed  
270 km/h in case of W speed symbol  
240 km/h in case of V speed symbol  
210 km/h in case of H speed symbol  
190 km/h in case of T speed symbol  
(Speed symbol varies depending on size)

EU Label Range	
Fuel Efficiency Class	C-D
Wet Grip Class	B-C
External Rolling Noise Class and Measured Value (dB)	B 70-71
Series: 40% - 65%	Inches: 18 - 15

These values are for the full size range of this product. The special size range offered can vary from country to country. For detailed information on the sizes offered and the relevant parameters in your country, please refer to the table section.



Please see table section for available sizes.

V906

**Application:** Compact Cars, Middle sized cars

**Benefits**

- Aiming to reduce the risk of aquaplaning
- Designed for Mileage

**Features**

- Harmony Tread Design Concept
- Super rich-silica compound
- Robust Construction

**Harmony Tread Design Concept**



**Smooth V-Shaped Groove**  
Smooth-angled V-shape helps displace water and snow. This to reduce the risk of aquaplaning.

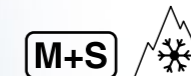
**Uniform Pressure Blocks**  
Each block is positioned in a uniform manner. The pressure from the ground is spread evenly.

**Widespread 3-D Sipe**  
The 3-D sipes are spread out widely from block to block to enhance the edge effect on snow.

**SUV Tyres**

## Winter Tyre for Passenger Cars and SUVs

### BluEarth\*WINTER V905



Maximum speed  
270 km/h in case of W speed symbol  
240 km/h in case of V speed symbol  
210 km/h in case of H speed symbol  
190 km/h in case of T speed symbol  
(Speed symbol varies depending on size)

EU Label Range	
Fuel Efficiency Class	C-D
Wet Grip Class	C
External Rolling Noise Class and Measured Value (dB)	B 71-74
Series: 30% - 80%	Inches: 22 - 15

These values are for the full size range of this product. The special size range offered can vary from country to country. For detailed information on the sizes offered and the relevant parameters in your country, please refer to the table section.



V905

Please see table section for available sizes.

**Application:** Performance cars, SUVs, middle sized cars

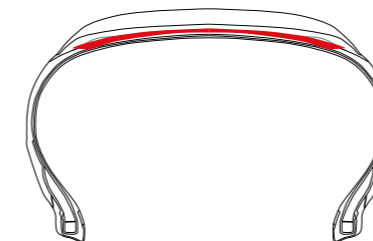
**Benefits**

- Zig-zag grooves for better drainage
- Drainage performance on snow & wet
- Directional pattern

**Features**

- Wide slanting grooves and variable angle of lateral grooves
- Low-heat-generating under tread

**Under Tread Compound**



Low-heat-generating under tread, reduces energy-loss by sustaining rigidity.

**Zig-Zag Straight Grooves and variable angle of Lateral Grooves**



Improved lateral stabilities such as turning and anti-sliding on snow.

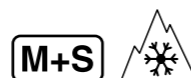
**Wide Slanting Grooves**



For better drainage

## Traction inspires Confidence

### BluEarth\*WINTER V906 SUV



Maximum speed  
270 km/h in case of W speed symbol  
240 km/h in case of V speed symbol  
210 km/h in case of H speed symbol  
(Speed symbol varies depending on size)

EU Label Range	
Fuel Efficiency Class	C-D
Wet Grip Class	B
External Rolling Noise Class and Measured Value (dB)	B 70-73
Series: 40% - 65%	Inches: 21 - 17

These values are for the full size range of this product. The special size range offered can vary from country to country. For detailed information on the sizes offered and the relevant parameters in your country, please refer to the table section.



Please see table section for available sizes.

V906 SUV

**Application:** Modern SUVs & CUVs

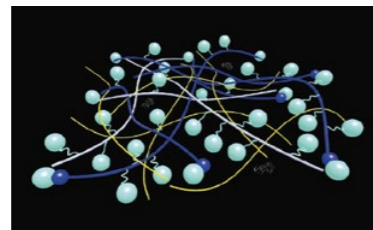
**Benefits**

- Designed for Mileage
- Super Rich-Silica Compound for snow and wet performance

**Features**

- Harmony Tread Design Concept
- Super rich-silica compound
- Robust Construction

**Super Rich-Silica Compound**



- A large amount of silica is used to contribute to the wet performance.  
- Snow polymer is blended for snow performance.



## Winter is inspiration



V903

# V903



Maximum speed  
210 km/h in case of H speed symbol  
190 km/h in case of T speed symbol  
(Speed symbol varies depending on size)

EU Label Range	
Fuel Efficiency Class	E
Wet Grip Class	C
External Rolling Noise Class and Measured Value (dB)	B 70-71
Series: 45% - 80%	Inches: 16-13

These values are for the full size range of this product. The special size range offered can vary from country to country. For detailed information on the sizes offered and the relevant parameters in your country, please refer to the table section.

Please see table section for available sizes.

### Application: Small and compact cars

#### Benefits

- Directional pattern
- Better street contact due to groove in groove design

#### Features

- Original Multi-Layer Sipes
- 3-D shaped block wall with groove in groove design
- Zig-Zag shaped main straight grooves for better traction

### Tread Pattern Design



The pattern design delivers clear-cut performance.

#### Directional Tread Design

- ① The directional tread pattern provides a "direct-feel" and drainage on wet road surfaces.

#### Original Multi-Layer Sipes

- ② YOKOHAMA's original multi-layer sipes maximise the edge effect on snowy road surfaces, keeping blocks stable despite the soft compound.

#### 3-D Shaped Block Wall with Groove in Groove Design

- ③ The centralised rib-block with a 3-D shaped block wall delivers dry stability by supporting the contact surface. Micro-sized grooves on the 3-D shaped block wall control uneven wear by dispersing stress and heat.



#### Zig-Zag Shaped Main Straight Grooves

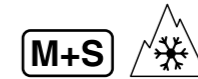
- ④ The Zig-Zag shaped main straight grooves provide traction with their grooved edge.

## Durability and Confidence with Winter Performance for Light Commercial Vehicles



WY01

# WY01



Maximum speed  
190 km/h in case of T speed symbol  
170 km/h in case of R speed symbol  
160 km/h in case of Q speed symbol  
(Speed symbol varies depending on size)

EU Label Range	
Fuel Efficiency Class	E
Wet Grip Class	B-C
External Rolling Noise Class and Measured Value (dB)	B 71-72
Series: 60% - 75%	Inches: 17-14

These values are for the full size range of this product. The special size range offered can vary from country to country. For detailed information on the sizes offered and the relevant parameters in your country, please refer to the table section.

Please see table section for available sizes.

### Application: Transporters, Light Commercial Vehicles, Cargos and Modern Vans

#### Benefits

- Direct-feel and traction
- Remarkable durability performance

#### Features

- 3 wide grooves
- Traction Blocks with micro diagonal sipes
- Rigid shoulder rib with lug

### Traction Blocks with Micro Diagonal Sipes




Providing "direct-feel" and "traction". Diagonal shallow slits on the tyre tread surface provide performance even in the break-in period.

### 3 Wide Grooves



Water evacuation provided by 3 wide grooves, even after long mileage.

### Rigid Shoulder Rib with Lug



Moderating stiffness blocks help even wear for long mileage.

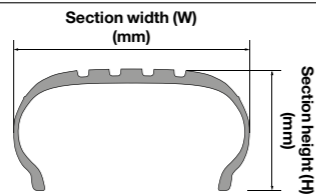
The local regulations for the proper usage of Car Tyres may differ from country to country. Please make sure to check foreign regulations carefully, before going abroad.



## Aspect ratio

The aspect ratio is the ratio of a tyre's section height (H) to its section width (W).

$$\text{Aspect ratio (\%)} = \frac{H}{W} \times 100$$



## Load-capacity index

The load index is the maximum load-carrying capacity of a tyre under a specific condition.

LI	kg	LI	kg	LI	kg
61	257	81	462	101	825
62	265	82	475	102	850
63	272	83	487	103	875
64	280	84	500	104	900
65	290	85	515	105	925
66	300	86	530	106	950
67	307	87	545	107	975
68	315	88	560	108	1000
69	325	89	580	109	1030
70	335	90	600	110	1060
71	345	91	615	111	1090
72	355	92	630	112	1120
73	365	93	650	113	1150
74	375	94	670	114	1180
75	387	95	690	115	1215
76	400	96	710	116	1250
77	412	97	730	117	1285
78	425	98	750	118	1320
79	437	99	775	119	1360
80	450	100	800	120	1400
				121	1450
				122	1500
				123	1550

## Speed category symbol

The speed symbol refers to the maximum speed capabilities of the tyre. It is only valid for tyres that are properly inflated and loaded within their assigned load index.

Speed category symbol	Speed (km/h)
N	140
P	150
Q	160
R	170
S	180
T	190
H	210
V	240
W	270
Y	300
(Y)	over 300

## Reinforced (Extra Load) Indication

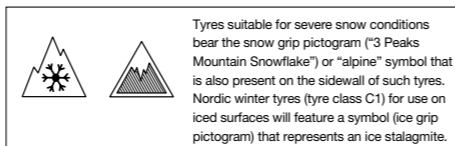
Passenger car tyres designed for loads and inflation pressures higher than the standard version.

## Tyre rotation

Tyre rotation is the regular practice of changing the position of each tyre on the car to minimise abnormal (or uneven) tread wear, which may cause:

1. Abnormal vibration ("shimmy")
2. Tyre noise
3. Decreased riding comfort
4. Shorter tyre life

**Note:** We recommend that you rotate your tyres immediately if you recognise any of the above-mentioned conditions (especially on your front tyres).



- Never mount a tyre on a rim that is damaged or which has been repaired by welding or brazing.
- Never inflate beyond 275 kPa (2.75 bar, 40 psi) to seat beads.
- Tyre inflation should be done in a safety cage.
- Do not mix different tyre size designations or constructions on the same axle, except for limited use of temporary spare tyres.
- Outer diameter of wheel should be the same as inner diameter of tyre.
- Make sure to follow instructions in the car owner's manual or on the vehicle tyre information placard in the car to maintain proper tyre pressure (Particularly driving on a highway and/or when carrying heavy loads).
- Never bleed or reduce air pressure when tyres are hot from driving.
- Over- or under-inflation is dangerous and could lead to accidents or tyre damage.
- Check tyre inflation pressure (including spare tyre) at least once a month and before every long trip.
- Stones, gravel and other foreign objects stuck in the tyre treads may damage the tyre. Remove foreign objects from the tyre treads.
- Tyre should only be mounted by professionally trained persons.
- Objects in the road such as potholes, glass, metal, rocks, wood debris, kerbstones and such, which could damage a tyre should be safely avoided.
- To preserve traffic safety and tyre life, YOKOHAMA recommends driving safely and avoiding hard acceleration, braking or cornering in unnecessary situations.
- If you feel the car is unstable or feel any unusual noises or vibrations, stop your car in a safe place and inspect your tyres. Even if no visible defects are found, drive slowly and ask your tyre dealer to inspect your tyres as soon as possible.

- Winter tyres (studless, stud or snow tyres) should not be mixed with other types of tyres.
- New winter tyres should not be driven over 80 km/h for the first 100 km.
- When driving on winter roads, sudden starts and quick stops should be avoided, and a safe car-to-car driving distance should be maintained.
- When using tyre chains, be sure to use the proper size chains and affix with priority to the drive axle.
- Avoid driving with tyre chains for long distance on roads with no packed snow or ice.

**The local regulations for the proper usage of Car Tyres may differ from country to country. Please make sure to check foreign regulations carefully, before going abroad.**

**To preserve traffic safety, YOKOHAMA recommends driving substantially slower under adverse weather or road conditions.**

**Fuel saving and road safety depend heavily on the behaviour of drivers and in particular on the following: eco driving can significantly reduce fuel consumption; tyre pressure needs to be regularly checked to optimise fuel efficiency and wet grip; stopping distances must always be respected.**

**Ice grip tyres are specifically designed for road surfaces covered with ice and compact snow, and should only be used in very severe climate conditions (e.g. cold temperatures). Using ice grip tyres in less severe climate condition (e.g. wet conditions or warmer temperatures) could result in sub-optimal performance, in particular for wet grip, handling and wear.**

## Never use a tyre under the following conditions and replace tyres immediately:

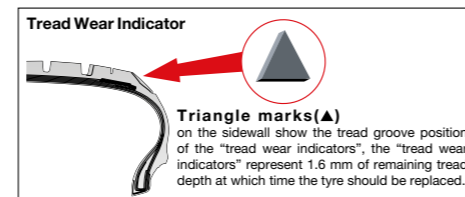
- If the tread has worn to the tread wear indicator.
- If breaks in the fabric appear.
- If cords or wires are exposed.

## Storage of steel belted radial tyres:

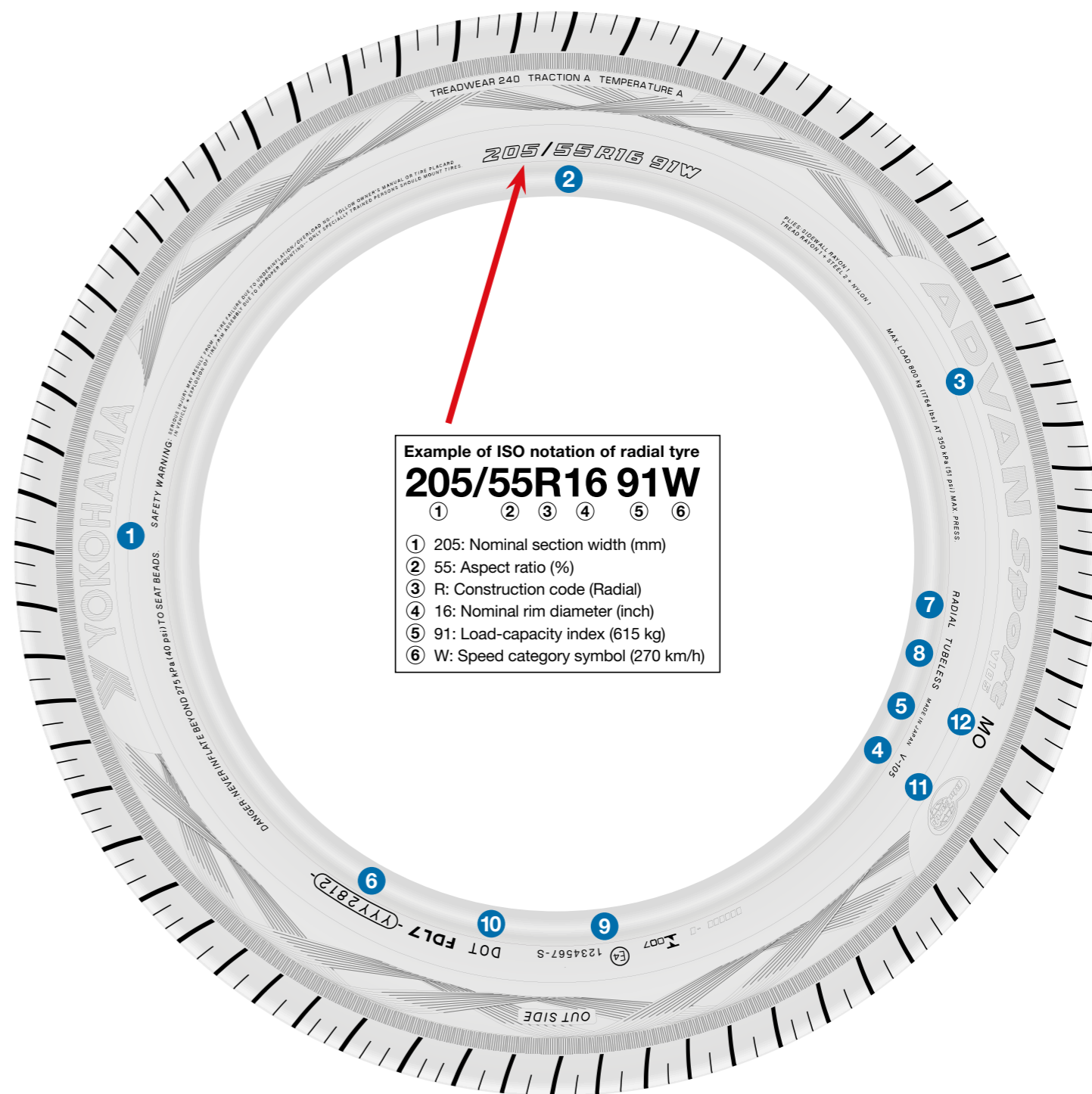
- Keep your tyres away from direct sunlight and locations with high temperature, high moisture, heavy electrical machinery, welders etc.
- Tyres should be preferably stored in a cool, dry, and dark room with a controlled environment.

## Important notice for use of Runflat tyre (ZPS)

- A vehicle must be equipped with a tyre pressure monitoring system.
- After a low pressure warning has been indicated:
  - do not exceed 80 km/h (50 mph).
  - do not travel more than 80 km (50 miles).
  - do not re-inflate after run flat operation and do not repair.



Constructions and specifications are subject to change with or without notice. For information about the EU Tyre Label, Tyre labelling data and further technical details, see the corresponding sections in this catalogue or price list respectively, or refer to the YOKOHAMA website [www.yokohama.eu](http://www.yokohama.eu)



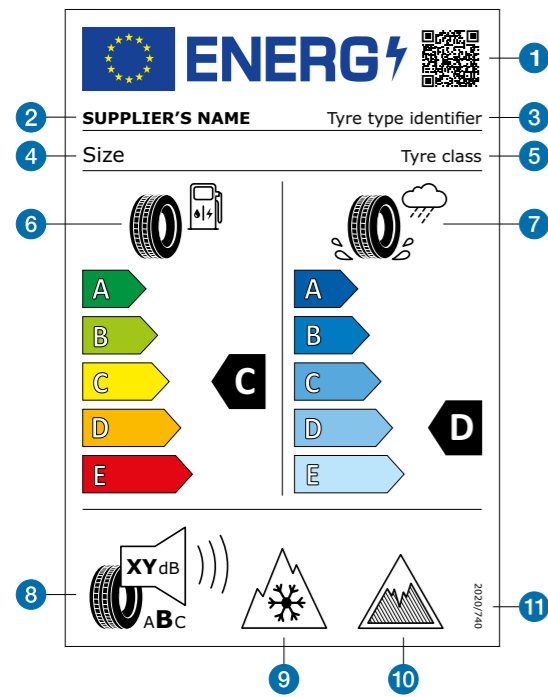
**Example of ISO notation of radial tyre**  
**205/55R16 91W**

① ② ③ ④ ⑤ ⑥

① 205: Nominal section width (mm)  
 ② 55: Aspect ratio (%)  
 ③ R: Construction code (Radial)  
 ④ 16: Nominal rim diameter (inch)  
 ⑤ 91: Load-capacity index (615 kg)  
 ⑥ W: Speed category symbol (270 km/h)

Sample tyre for explanation

- ① Manufacturer's Name
- ② Tyre Size Designation
- ③ Brand Name
- ④ Tread Pattern Name
- ⑤ Country of Origin
- ⑥ Identification Serial Number
- ⑦ "RADIAL" Designation ---The word "RADIAL" is marked for a radial ply tyre.
- ⑧ "TUBELESS" Designation ---The word "TUBELESS" must be branded on a tubeless tyre.
- ⑨ YOKOHAMA tyres are marked in accordance with international regulations. So the sidewall is marked with a circle containing an E and the number of the country of homologation. This marking is followed by a multi-digit homologation number. e.g. (E) 1234567/987654 S2WR2 (4 = Netherlands)
- ⑩ DOT Mark ---The symbol certifying compliance with FMVSS respectively.
- ⑪ BluEarth Mark ---The symbol of eco tyre showing YOKOHAMA's commitment to producing environmentally, human and socially friendly tyres.
- ⑫ Original Equipment Manufacturer Letters --- The symbol varies according to car manufacturers, and signify approval by these. (e.g. AO mark signifies AUDI, MO Mark signifies DAIMLER, N-0 and N-1 signifies PORSCHE.)



Since 2012 the EU Tyre Energy Label provides a clear and common classification of tyre performance for rolling resistance, braking on wet surfaces and external noise. The labels help consumers make informed decisions when they are buying tyres as they can easily set their priority choice based on the parameters.

Regulation (EC) No 1222/2009 first introduced the obligation of placing car and van tyres on the EU market with a sticker showing the label. That regulation was repealed and replaced by Regulation (EU) 2020/740 with start of application on 1 May 2021. It established a framework for the provision of harmonised information on tyre parameters through labelling to allow end-users to make an informed decision when purchasing tyres, for the purpose of increasing economic and environmental efficiency of road transport by promoting fuel-efficient, safe tyres with low noise levels.

Tyres are no longer allowed in classes F and G for rolling resistance and for wet grip, which is why the new scale has only 5 classes (A to E). The new energy symbols better suggest that the fuel efficiency is applicable to both internal combustion vehicles and to electric ones. In the bottom part, the external rolling noise class is always indicated, including the measured value of external noise level in decibels.

- 1 QR Code
- 2 Trade name or trademark of the supplier
- 3 Tyre type identifier = Article number in case of YOKOHAMA
- 4 Tyre size designation, load capacity index and speed category symbol
- 5 Tyre class: i.e. C1, C2 or C3
- 6 Fuel efficiency pictogram, scale and performance class
- 7 Wet grip pictogram, scale and performance class
- 8 External rolling noise pictogram, value (expressed in dB and rounded to the nearest integer) and performance class
- 9 Snow grip pictogram
- 10 Ice grip pictogram (C1 tyres only)
- 11 The serial number of this Regulation: "2020/740"

As the availability of products and sizes differs from country to country, please ask your local dealer or distributor for detailed information about the specific range, labeling and the technical parameters of the available YOKOHAMA tyres.

General (not country specific) information about this data, can be found in the assigned sections of our website [www.yokohama.eu](http://www.yokohama.eu)




**Fuel Efficiency Class**

The fuel efficiency class ranges from A (most efficient) to E (least efficient). A top class tyre has less rolling resistance and therefore requires less energy to move the vehicle. This translates into lower energy costs (fossil fuels or electricity).



**Wet Grip Class**


The wet grip describes a tyre's performance under wet conditions and its classes ranges as well from A (shorter braking distance on wet asphalt) to E (longest).



**External Rolling Noise Class and Measured Value (dB)**

The external rolling noise class ranges from A (less noise outside the vehicle) to C (highest noise). The external rolling noise, caused by tyres, is measured in decibels. This noise is different from the "cavity noise", which is the noise transmitted from the rims to the interior of the car.

Under the new regulation, in addition to the previous tyre label, there are also options for including an icon relating to grip on icy conditions and/or severe snow conditions in the bottom part of the tyre label (next to the external rolling noise pictogram) for tyres which satisfy the minimum snow grip index values or the relevant minimum ice grip index values.




Tyres suitable for severe snow conditions bear the snow grip pictogram ("3 Peak Mountain Snowflake") or "alpine" symbol that is also present on the sidewall of such tyres. Nordic winter tyres (tyre class C1) for use on iced surfaces will feature a symbol (ice grip pictogram) that represents an ice stalagmite.

The QR code, to read with a smartphone or other suitable reader, is intended to provide this and additional information for each individual tyre type identifier via a link to the public part of the new European product database for Energy Labelling (EPREL). A link to this database is also provided via the YOKOHAMA website ([www.yokohama.eu](http://www.yokohama.eu)). You can also get the information of the database in printed form from your tyre dealer.

Other components of the label are the trade name or the trade mark of the supplier, the tyre type identifier, the tyre size designation, the load-capacity index and the speed category symbol, the tyre class and furthermore the serial number of the regulation (in the bottom part of the tyre label).





[www.yokohama.eu](http://www.yokohama.eu)